



Quick guide Moodle 4.1

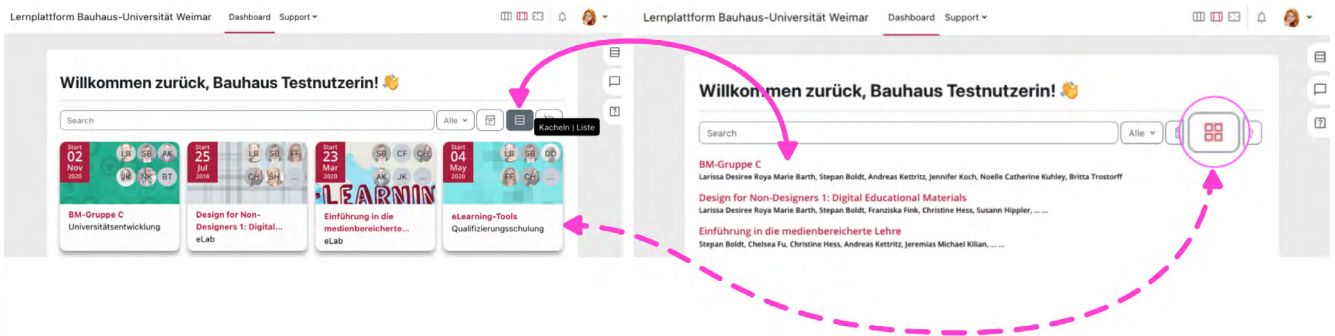


Learn about the new user interface

- 1 new dashboard
- 2 new position of the edit button
- 3 new triple partition of the course room
- 4 profile menu
- 5 New tool „KANBAN Board“ in Moodle
- 6 For questions and problems

1 new dashboard

New dashboard has many new functions and optimizations, including search and sorting options, as well as course views like **tile and list view**.



The courses on the dashboard can now be displayed in different views. This makes it easier to navigate and search for specific courses.


2 new position of the edit button



To activate the **editing of a Moodle course** room use the button **in the header on right side of the top**.



Edit **ON** - button right

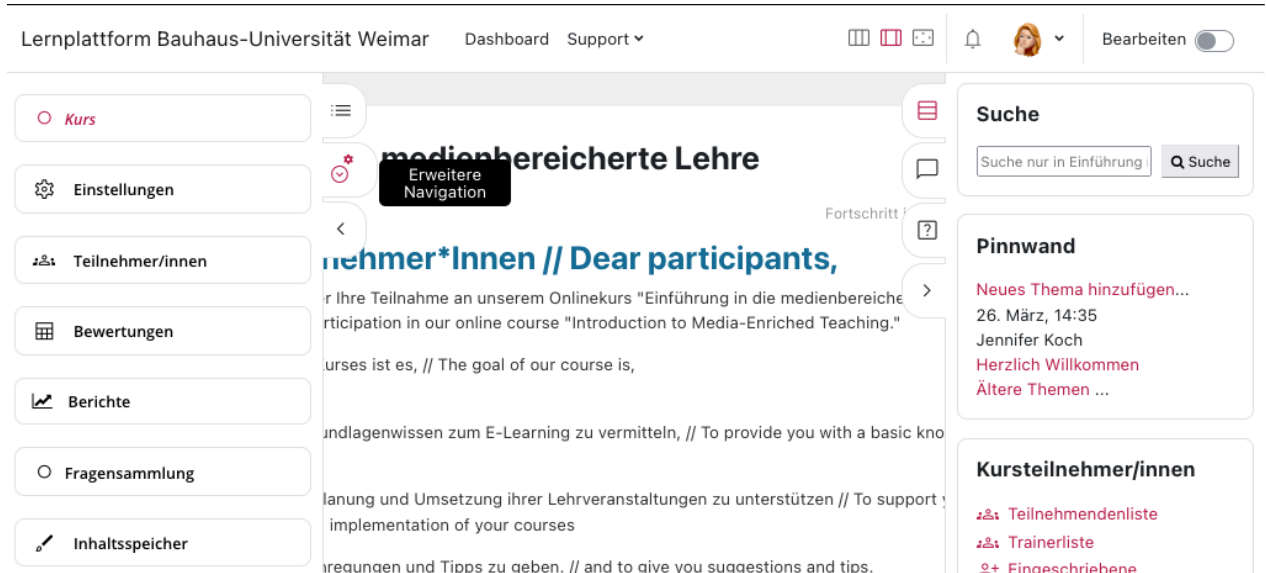


Edit **OFF** - button left



3 new triple partition of the course room

The **course overview** contains an overview of all course contents. The **content area** shows the currently selected course content. The **block bar** contains various tools and functions, that can be used in the course.



course overview

Moodle course room content overview



content area

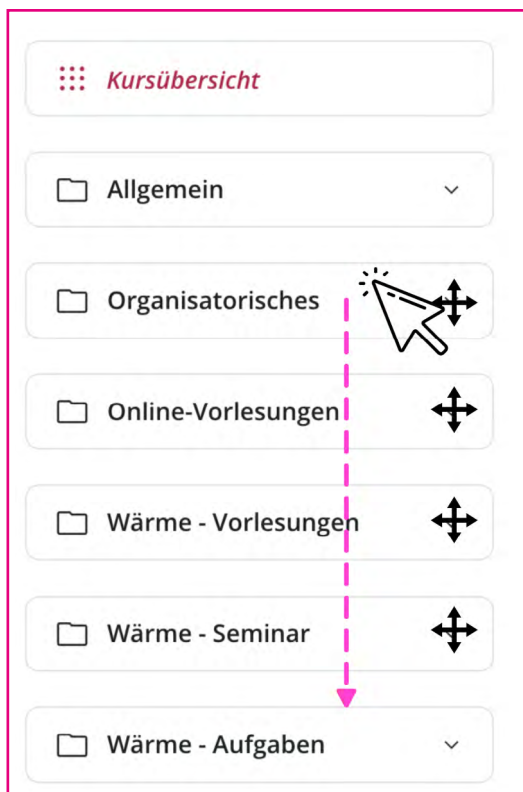
Presentation of the course content



Block bar

foldable in and out

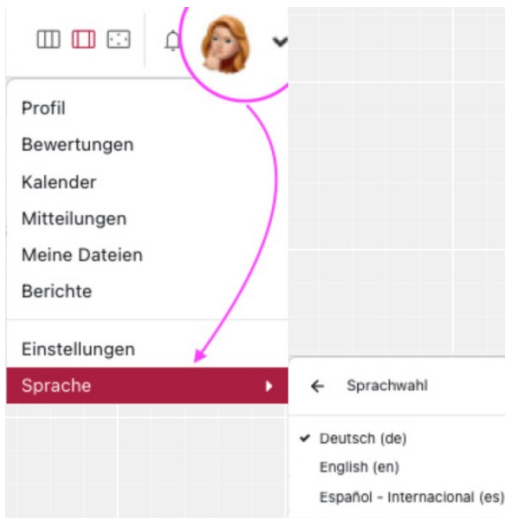
In Moodle, you can now expand and collapse the **settings on the left** and the **block bar on the right** to display the actual content larger and wider.



Moodle **course owners** can drag and drop content in the course index if they have enabled **edit mode**.

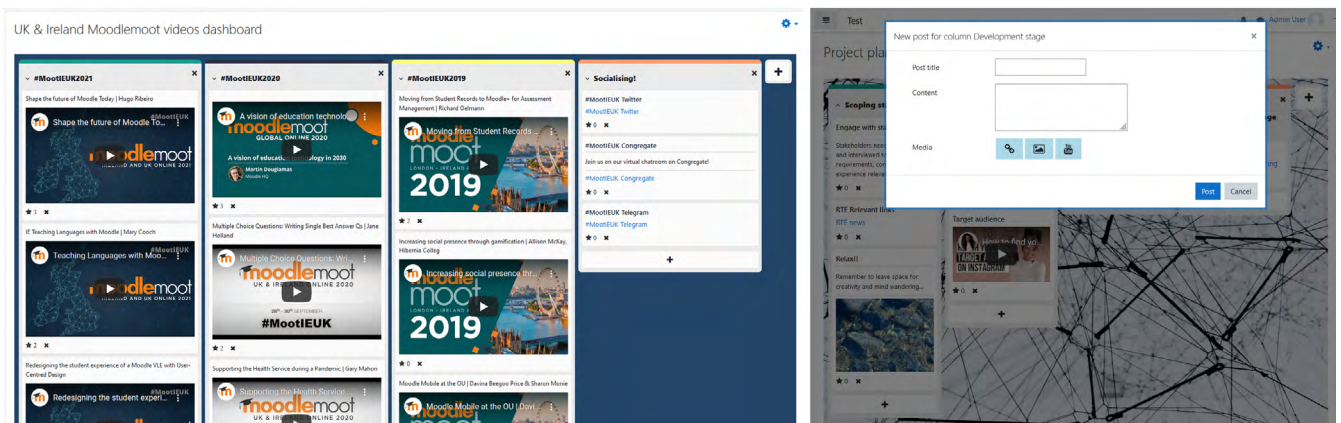


4 profile menu



Here you can adjust the personal settings, change the role in the course room or the **language** can be selected.

5 New tool „KANBAN Board“ in Moodle



To create a board activity in Moodle:

- Go to the activity selector and select „Board“.
- Enter a name and description for the activity.
- Save the activity.

Optionally, you can customize the settings to your liking.

➔ For more information on the changes in Moodle 4.1, see the documentation:
https://docs.moodle.org/400/en/New_features
https://docs.moodle.org/401/en/New_features

6 For questions and problems

➔ Moodle-Support: moodle-support@uni-weimar.de

➔ Moodle tutorial videos:
<https://www.uni-weimar.de/de/universitaet/studium/elearning-labor/beratung/moodle-lernvideos/>